

Scout Use Of Flags

info


Scout
Information
Centre

0845 300 1818


The Union Flag

The following protocol should be used when parading the national flag.

- The flag must be flown with the broad white stripe to the head of the mast. Any national flag which is flown upside down is an internationally recognised signal of distress or surrender.




- When carrying flag in procession, the Union flag should be carried on the marching right.




- When several Troop flags are being carried abreast, the Union flag should be carried in front at the centre of the line.



- When the flags are crossed, the Union flag should be placed on the left as you face it.




- When flags of several nations are to be flown at the same time, flags should be flown separately on flagstaves of equal height.




- No flag should ever be flown above the Union flag.



- If several flags are grouped, the Union flag is always in the centre. If the other flags are non-national, the Union flag should be higher.




- If the flag is to be flown at half mast, the correct procedure is to raise it to the masthead first, then lower it slowly to the half mast position i.e. a flag's width from the masthead.




Flag Carrying On The March

There are three positions for carrying a flag on the march: sloped, gathered in and flying free. 'Sloped' is the normal position for carrying a flag with the flag sloped over the right shoulder with the flag gathered to the right hand, the left arm swings free.



'Gathered in' is used when marching past or when specially ordered. Using a flag carrier the pole should be perfectly vertical and gathered in with the right hand. The diagram shows the correct position for the right arm and hand. The left hand swings free. The flag is allowed to 'fly free' at the actual moment of passing the saluting base or whilst the National Anthem is being played. Both carrying positions using carriers are very tiring, especially for young Scouts and should be used sparingly.



Flag Carrying At The Halt

The normal position, whilst at the halt, is with the flag vertically at the right side with the butt on the ground, the flag gathered in the right hand.

Whilst at the halt the flag may also be carried in the holder and be 'gathered in' or 'flying free'. This would only normally be during a period of inspection, whilst the National Anthem is being played, or for a special reason. On those occasions when The Scout Association parades on its own e.g. the National Parade at Windsor, the practice of lowering flags during the playing of the National Anthem only takes place when Her Majesty the Queen or the Queen Mother are present. When parading with other bodies, common sense should be used in departing from this rule. For example on Remembrance Day in many places the British Legion lower their flags during the sounding of the Last Post. Scouts should conform. Similarly in international parades it is normal custom to follow to the practice of the host nation.

If flags are instructed to be 'lowered', usually as a mark of respect, the pole is held under the right arm and the flag lowered until the top of the pole is on the ground. If the ground is wet and muddy, however, the pole should be lowered to the lowest possible point without letting the flag touch the floor.

